




PERFORMANCE INFORMATION REPORT 2021/2022

QUARTER 2 REPORT

Approved by:	Waseem Carrim
Designation:	Chief Executive Officer
Signature:	
Date:	29/10/2021

EXECUTIVE SUMMARY – PERFORMANCE REPORT

In the Financial Year under review the NYDA has **22 KPIs**, from the following programs:

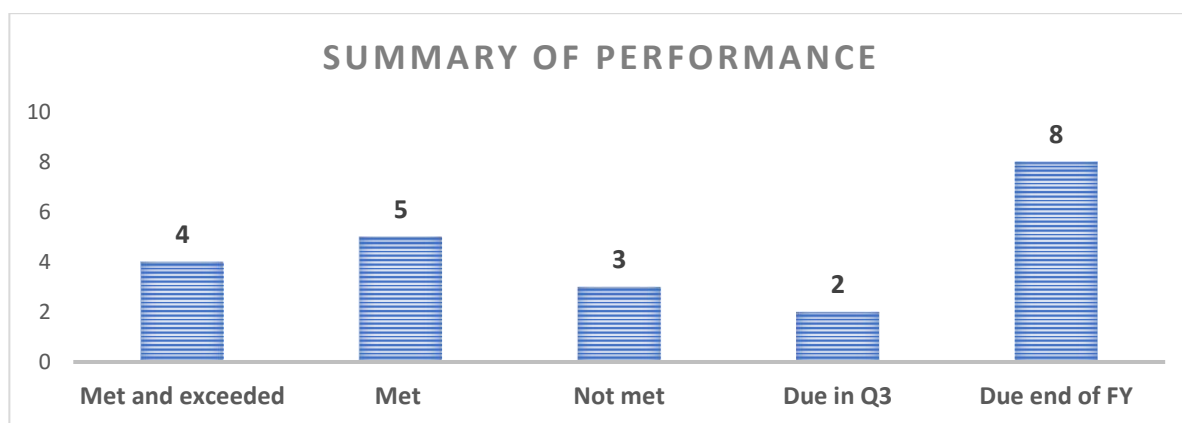
- Administration – 10
- Program Design Development and Delivery – 8
- Integrated Youth Development – 4

Performance on the KPIs per programme has been as follows:

	Administration	PDDD	Integrated Youth Development
Met and exceeded	1	3	
Met	4		1
Not met		3	
Due in Quarter 3	1		1
Due end of FY	4	2	2

The overall summary of performance for the whole organization is as follows; 18% of YTD target were met and exceeded, 23% were met, 14% were not met whilst 9% are due in Quarter 3 and 36% are due at the end of the Financial Year. The overall performance of Quarter 2, looking at KPIs that are active in Q2, is **75%**.

More stringent verification and data collection measures are applied across all programmes. Targets will be monitored closely throughout the year and where there is a lag in achievement M&E will advise.



Summary of Targets not met

1. Number of youths supported with non-financial business development interventions

Reason for variance and Remedial Action

Budgets were loaded in May and after that we went on lockdown until 01 September 2021 which became a challenge for physical training.

Remedial Action

More training will be conducted during the month of October and November in trying to meet the target as we were highly affected by covid 19 challenges. We also developed a catch-up plan with all Centres for training which have been approved by regional managers in trying to meet the target by end of quarter 3.

2. Number of young people capacitated with skills to enter the job market

Reason for variance and Remedial Action

Budgets were loaded in May and after that we went on lockdown until 01 September 2021

Remedial Action

We have since developed a catch-up plan with all Centres for training which have been approved by regional managers in trying to meet the target by end of quarter 3

3. Number of organizations and departments lobbied to implement NYS

Reason for variance and Remedial Action

Target was not met due to covid-19 challenges as it was difficult for stakeholders to commit in partnerships.

Remedial Action

The structures put in place now for better coordination of NYS should assist us with ensuring that our partners comply with returnable documents as expected. We will be having summits across the country that with multiple stakeholders that should help us meet and exceed the target. We have also revived NYS steering committee, and we are going to conduct provincial workshops for all stakeholders to lobby them to participate and implement NYS in the third quarter.

KEY ACHIEVEMENTS PER PROGRAMME

PROGRAMME 2: PROGRAMME DESIGN, DEVELOPMENT AND DELIVERY

- **YOUTH PATHWAY NETWORK**

There is increased activity since the platform was launched, that said the disparity between the supply and demand side is glaring. It is noted that NYDA Candidates who have joined are able to benefit from non NYDA partner opportunities made available on the platform. The NYDA has registered close to 20 000 candidates and has made 10 000 opportunities available on the platform.

PROGRAMME PERFORMANCE REVIEW

- i. **Mentorship**

Regions continue to encounter challenges in operationalising the SEDA MoU. In a bid to continue offering services to our constituency, the offices have opted to continue with current mentors until such time the partnership can be operationalised.

ii. Grant Programme

Poor quality and late submission of reports from the centres and districts continue to plague the programme. Plans are afoot to provide technical training to the NYDA centre and district network taking into consideration the recent staff migration that may be impacting product knowledge and implementation.

iii. Training Programmes

The pandemic and lockdown restrictions had a negative impact on training programmes. Requests were received from organisations for the NYDA to provide online training. A meeting has been set for August to discuss proposals for NYDA eLearning. The challenges of data costs, availability of tools i.e. laptops for young people have also been identified as risks to providing effective trainings. The NYDA also contacted ILO regarding accessing eLearning material developed in 2021.

Technical Skills Programme

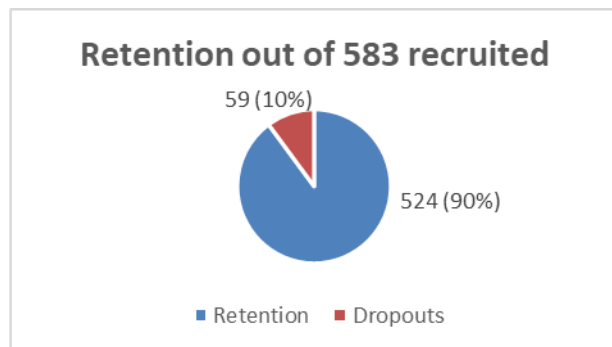
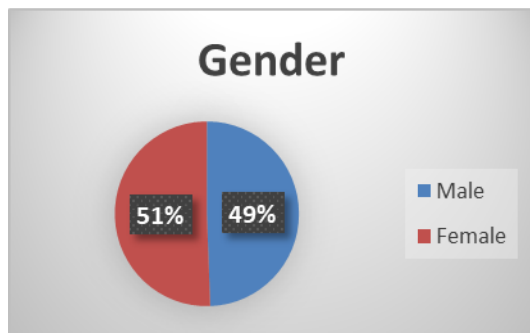
Services Seta Programme

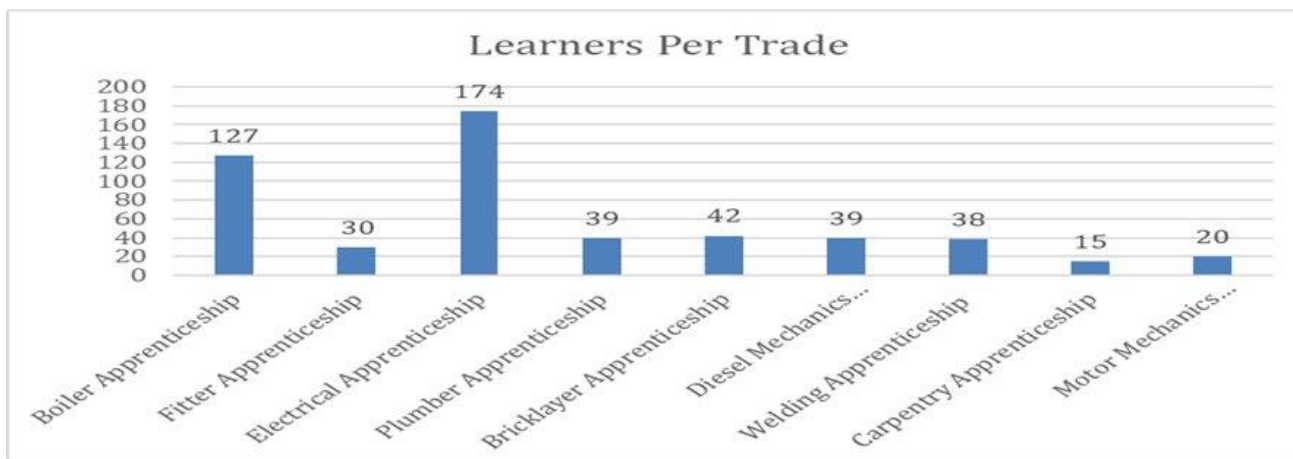
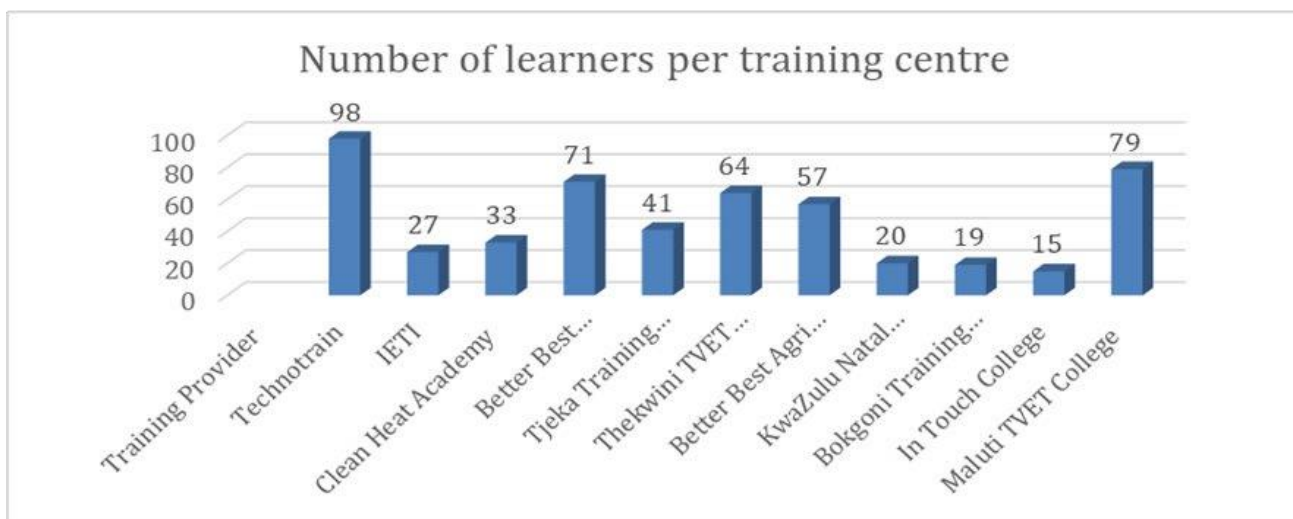
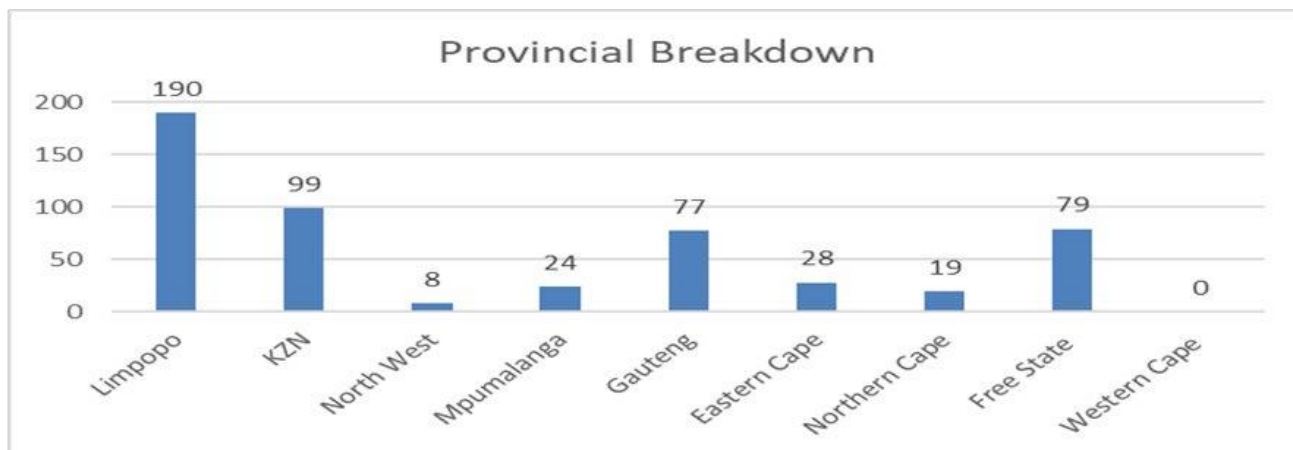
Though Covid-19 delayed progress on the programme, restrictions and other unforeseen circumstances, 57 qualified artisans (Fitters & machinery, boilermakers, and electricians) to date, and over 50 leaners are due for trade testing this month. To date, 60% of the SSETA leaners are due for trade testing Preparations across and followed by the Trade testing which becomes the final step to qualify as artisans.

19 Diesel Mechanic Learners in Howick North received Business Management Training. More students are getting ready for trade testing and will also be recommended for NYDA financial and non-financial support to access economic opportunities when they complete the programme.

To date, 60% of the SSETA leaners are due for trade testing Preparations across and followed by the Trade testing which becomes the final step for one to be qualified artisan.

Demographic Information





PROGRAMME 3: INTERGRATED YOUTH DEVELOPMENT

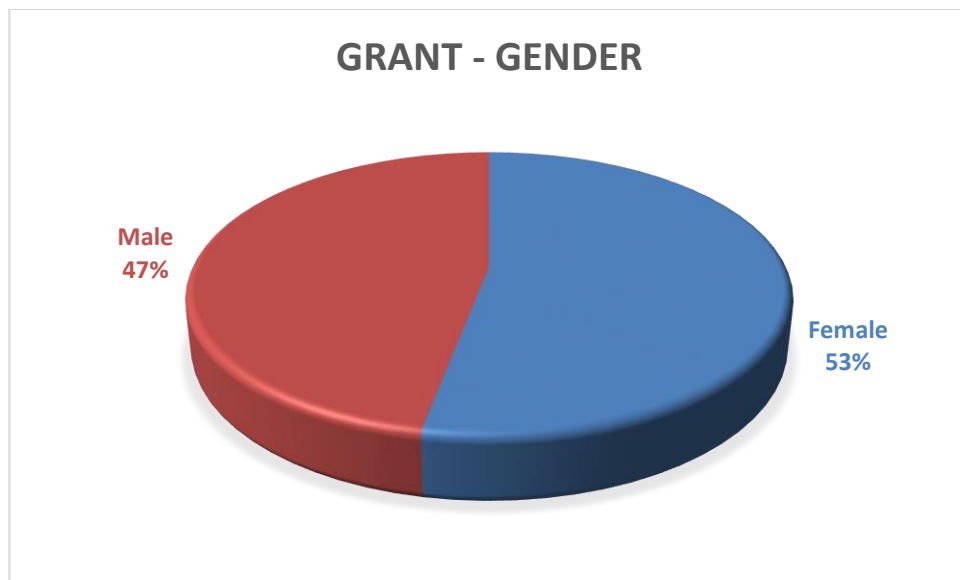
Purpose of the Programme: Focuses on fostering a mainstreamed, evidence based, integrated, and result oriented youth development

The IYDS and the ACT was submitted to the Department of Women, Youth and Persons with Disability was submitted to the Department for processing to cabinet. The process of IYDS is now with clusters for deliberations before its tabled to cabinet for approval together with the NYDA ACT. The NYDA seeks to tie

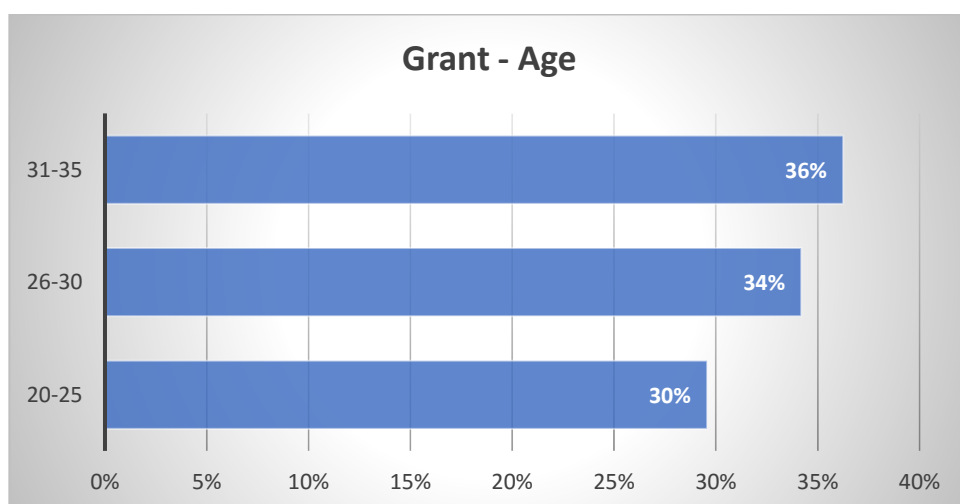
organisational outputs and outcomes to achieve specific outcomes to shared intelligence, improved performance, competitive advantage, or higher levels of innovation within the NYDA's programmes. The Performance framework allows the NYDA to align all its interventions to outcomes and impact as well as to track organisational performance against planned interventions. Currently busy with an evaluation on TYPP and the grant programme to assess the impact that young people might have realised.

GRANT PROGRAMME

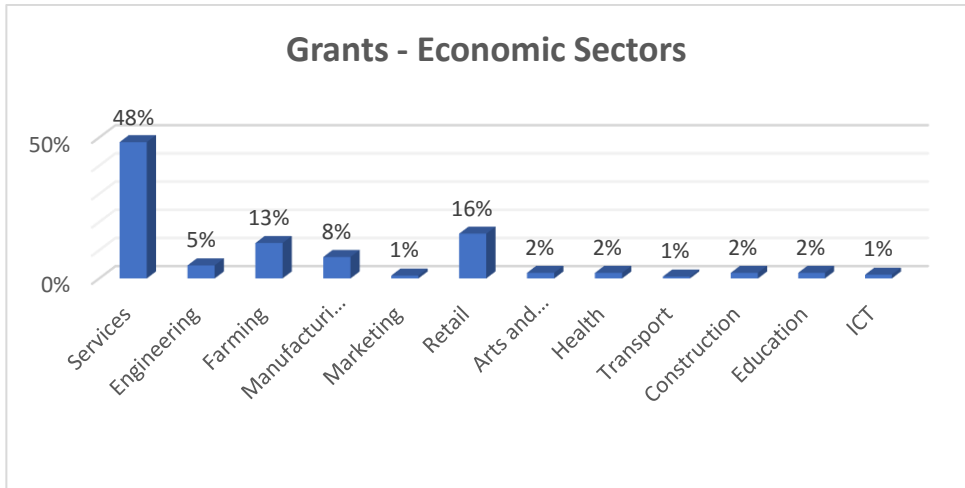
The Grant Programme is designed to provide young entrepreneurs an opportunity to access both the financial and non-financial business development support to establish their survivalist businesses. The programme focuses on youth entrepreneurs who are at intentional, nascent and new stages of enterprise development.



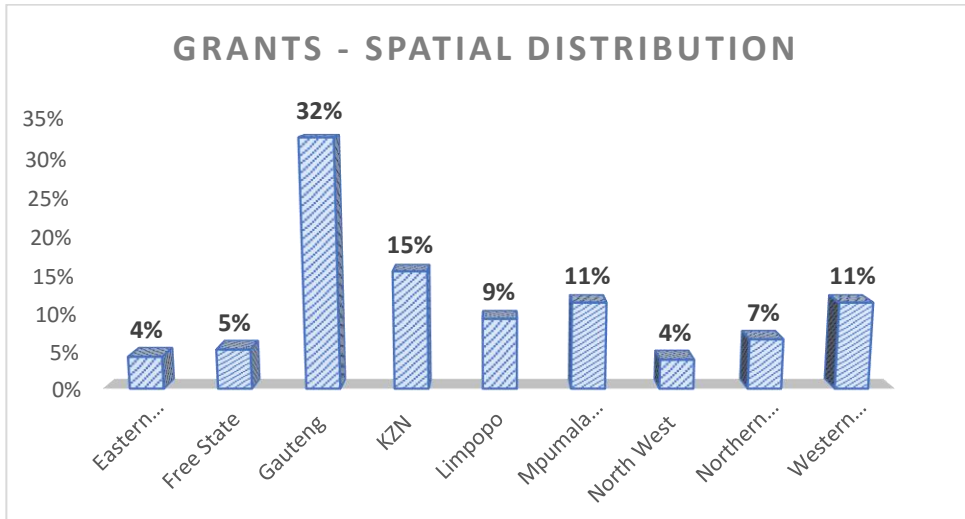
In the first 2 Quarters of the financial year the Grant Programme issued 53% of Grants to females and 47% to males.



Young people between the ages of 31 and 35 are the most receivers of grants in the period under review, whilst those between 20 and 25 are the least recipients.

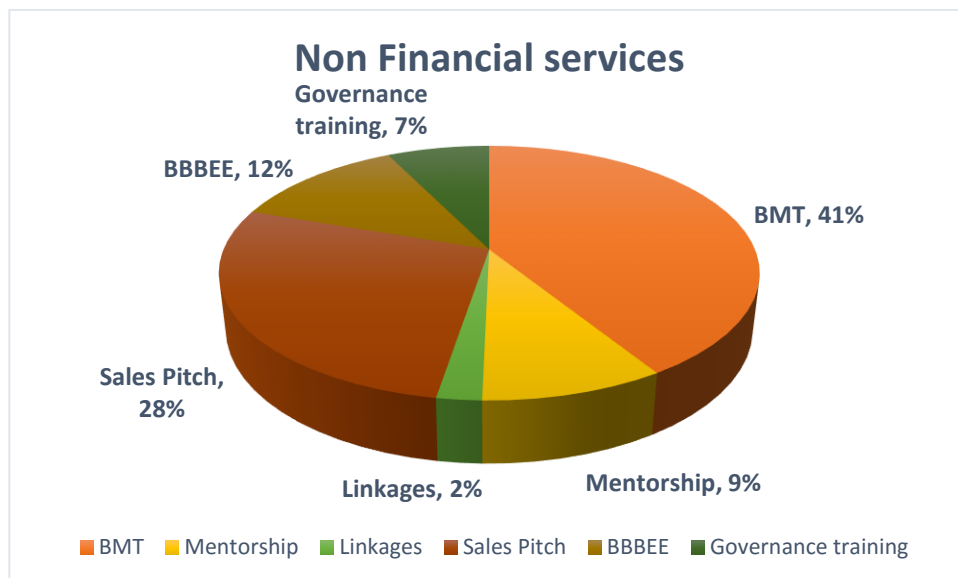


Young people in the service sector consumed almost 50% of the grants issued in the period under review. The service sector consists of consultancy, car wash, maintenance, artisans etc. The retail sector was also well represented in young people receiving grants. Not much demand was seen from young people in sectors such as ICT, Education, Transport, Marketing and Arts and Culture.



Gauteng disbursed most of the grants followed by Kwa Zulu Natal, Mpumalanga and Western Cape. Least disbursements were from Eastern Cape, North West and Free State.

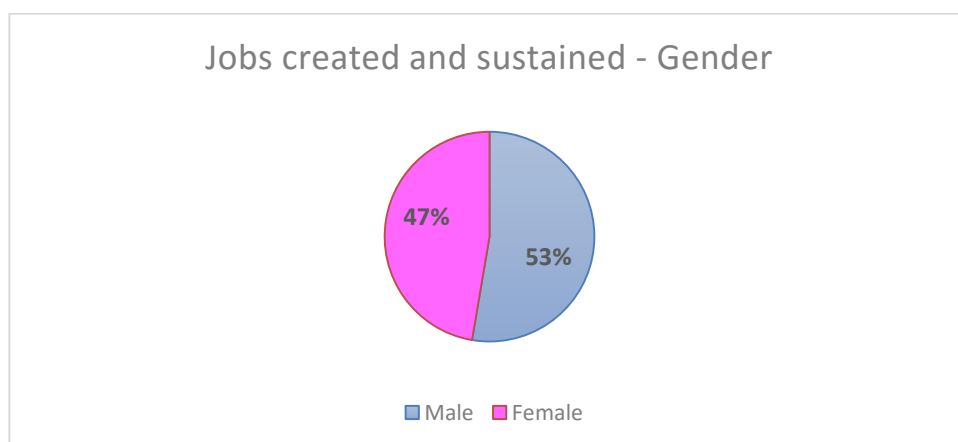
NON-FINANCIAL SERVICES THROUGH BUSINESS DEVELOPMENT SERVICES



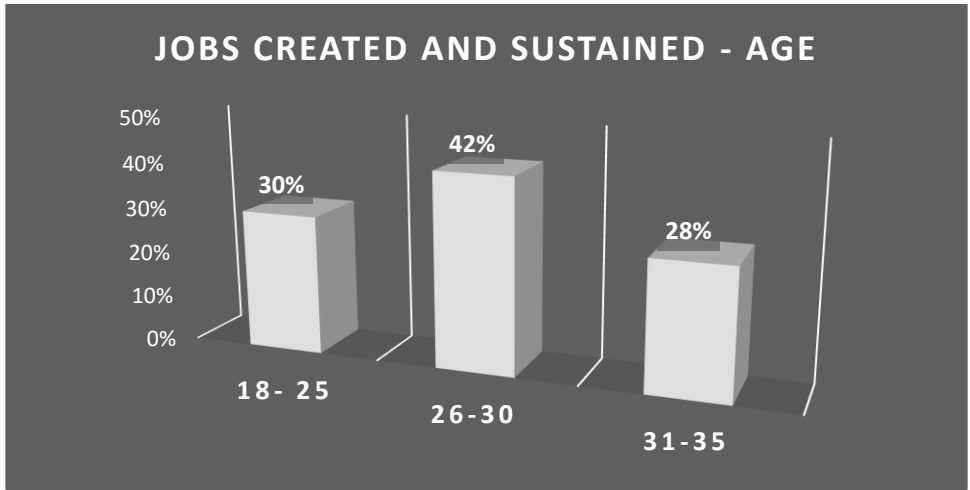
The NYDA has six non-financial service that assist young people in the entrepreneurship space. In the period under review Business Management Services (BMT) had the most consumption followed by Sales pitch whilst Governance Training and Linkages had the least consumption.

JOBS CREATED AND SUSTAINED

Jobs created and sustained through entrepreneurship development are derived from the three programmes, namely; Market Linkages, Voucher and Grant Programme. The jobs are either created or sustained as a result of the intervention offered by the programme in business on a young entrepreneur.

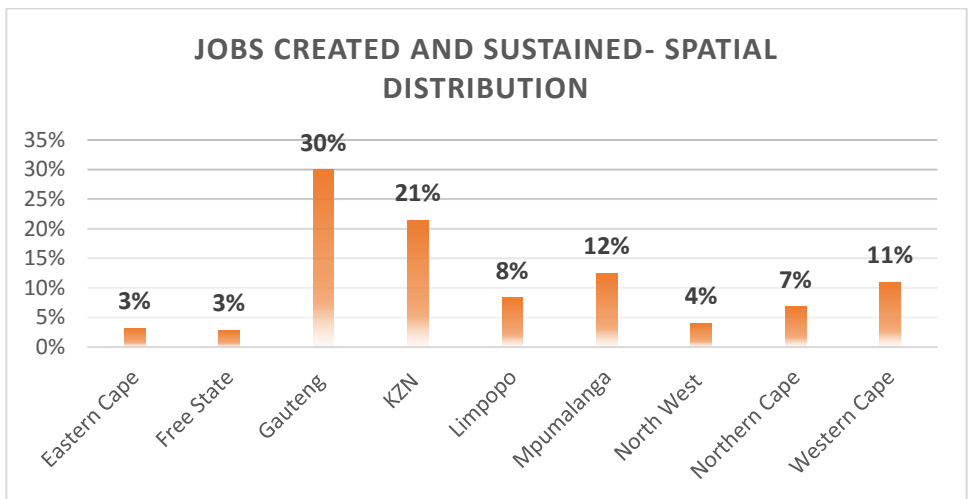


More males than females were beneficiaries of jobs created and sustained through the entrepreneurship programmes. The gap is not that big, as the programme almost balanced the number of beneficiaries from both genders.



Most beneficiaries of jobs created and sustained are in the 26-30 age cohort, followed by 18-25 and the least beneficiaries are in the 31-35 age cohort.

This implicates that young people in the lower age cohorts (18-25, 26-30) prefer to be employed whilst those in the higher age cohort (31-35) prefer to own their businesses.

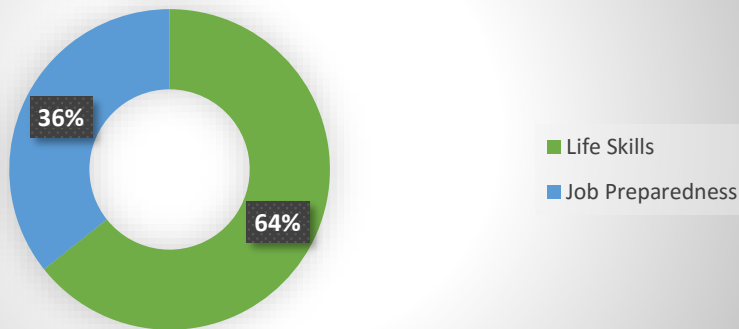


Gauteng has more beneficiaries on jobs created and sustained followed by Kwa Zulu Natal and Mpumalanga. The least beneficiaries are from Free State and Eastern Cape.

YOUNG PEOPLE CAPACITATED WITH SKILLS TO ENTER THE JOB MARKET

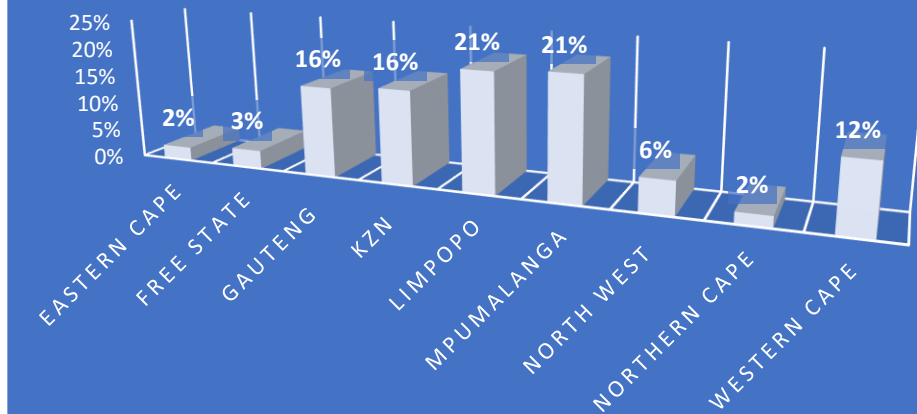
The NYDA offers programmes that helps to boost the morale and confidence of young people who want to enter the job market. The programmes, namely; Life Skills and Job Preparedness, offers soft skills that assist young people to go through interview and enhance their emotional intelligence.

Life skills and Job Preparedness



The consumption of Life Skills programme is higher than that of Job preparedness. This is because Life Skills covers a large spectrum as it does not only assist those looking for jobs, but also those who have an interest in entrepreneurship. Job preparedness is consumed mainly by those interested in finding jobs.

YOUNG PEOPLE CAPACITATED WITH SKILLS



Limpopo and Mpumalanga have the highest beneficiaries for young people capacitated with skills to enter the job market. The least beneficiaries are from Eastern Cape and Northern Cape.

1.3 PROGRAMME 1: ADMINISTRATION

1.3.1 PROGRAMME PURPOSE: To enable effective and efficient Agency capabilities for service delivery and supporting functions.

OUTCOME	OUTPUT	OUTPUT INDICATOR	ANNUAL TARGET	YTD TARGET	YTD ACHIEVEMENT	QUARTER 2 TARGET	QUARTER 2 ACHIEVEMENT	REASON FOR VARIANCE
An effective Agency characterised by good corporate governance and ethical leadership	NYDA Quarterly Management Reports produced	Number of NYDA Quarterly Management Reports produced	4	2	2	1	1	Target met
	Implement Annual Workplace Skills Plan	Implement Annual Workplace Skills Plan	Reviewed and implemented Annual Workplace Skills Plan	N/A	N/A	N/A	Developed training plan	Target set for end of Financial Year, March 2022
	Value of funds sourced from the public and private sectors	Value of funds sourced from public and private sectors to support the youth development programmes	R70 million	R10 mil	R673 242 mil	R10 mil	R673 246 mil	Target met and exceeded due to additional partnerships sourced and the stimulus funding from National Treasury.

OUTCOME	OUTPUT	OUTPUT INDICATOR	ANNUAL TARGET	YTD TARGET	YTD ACHIEVEMENT	QUARTER 2 TARGET	QUARTER 2 ACHIEVEMENT	REASON FOR VARIANCE
	SETA partnerships established	Number of SETA partnerships established	6 SETA partnerships established	2	2	2	2	Target met
	Partnerships signed with technology companies	Number of partnerships signed with technology companies	2 partnerships signed with technology companies	N/A	N/A	N/A	Signed with IBM	Target set for end of Quarter 3
	Implemented ICT Strategic Plan and produced Quarterly Reports	Review and implement ICT Strategic Plan	Review and implement ICT Strategic Plan indicating 50% achievement of ICT targets in the plan by end of the financial year	Review and implement ICT Strategic Plan	Reviewed and implemented ICT Strategic Plan	Review and implement ICT Strategic Plan	Reviewed and implemented ICT Strategic Plan	Target met
	Review and implement the Integrated Communication and Marketing Strategy	Review and implement Integrated Communication and Marketing Strategy	Reviewed and implemented Integrated Communication and Marketing Strategy	N/A	N/A	N/A	Profiling of beneficiary's stories. Profiling on social media and extended to Vukuzenzele	Target set for end of Financial Year, March 2022
	NYDA Strategic Risk Register	Produce NYDA Strategic Risk register	Produce and approve the NYDA Strategic Risk	N/A	N/A	N/A	Strategic risk register is being	Target set for end of Financial

OUTCOME	OUTPUT	OUTPUT INDICATOR	ANNUAL TARGET	YTD TARGET	YTD ACHIEVEMENT	QUARTER 2 TARGET	QUARTER 2 ACHIEVEMENT	REASON FOR VARIANCE
	produced and approved		Register by Ops Exco				analysed and reviewed every quarter	Year, March 2022
	Review SCM Procurement Plan	Review Annual SCM Procurement Plan and produce quarterly reports	Review Annual SCM Procurement Plan and produced quarterly reports	Produced Quarterly Reports	2 quarterly reports produced	Produced Quarterly Reports	1 quarterly report produced	Target met
	Annual Report on partnerships established with Disability organizations to promote youth development	Produce report on partnerships established with disability organizations to promote youth development	Annual report on partnerships established with Disability organizations to promote youth development	N/A	N/A	N/A	Various organisations have been engaged in the disability sector. e.g., Blind SA	Target set for end of Financial Year, March 2022

1.4 PROGRAMME 2: PROGRAMME DESIGN, DEVELOPMENT AND DELIVERY (PDDD)

PURPOSE OF PROGRAMME: To enhance the participation of young people in the economy through targeted and integrated economic programmes including skills and education programmes, and national youth services.

1.4.1 Sub-Programme 1: Economic Development through Youth Entrepreneurship

Purpose of sub-programme: Facilitating and providing business development services to young people and to enhance their socio-economic well-being.

Outcomes, outputs, output indicators and targets

OUTCOME	OUTPUT	OUTPUT INDICATOR	ANNUAL TARGET	YTD TARGET	YTD ACHIEVEMENT	QUARTER 2 TARGET	QUARTER 2 ACHIEVEMENT	REASON FOR VARIANCE
Increased access to socio-economic opportunities, viable business opportunities and support for young people to participate in the economy	Enterprises developed and supported through financial and non-financial business development support services offered by the NYDA	Number of youth owned enterprises supported with financial interventions	1100	500	627 600 Grants 27 Relief Fund	250	393 Grants = 390 Relief Fund = 27	Target met and exceeded due to continued demand from young people and new partnerships.
		Number of youth supported with non-financial business development interventions	20 000	10 000	3214 -BMT - 1320 -Mentorship - 298 -Linkages - 73 -Sales Pitch - 888 -BBBEE - 400 -Governance training - 235	5000	1253 -BMT - 464 -Mentorship - 198 -Linkages - 48 -Sales Pitch - 262 -BBBEE – 54 -Governance training - 127	Target not met <i>Covid-19 continues to impact on in person training.</i> <u>Remedial Action</u> <i>More training will be conducted during the month</i>

OUTCOME	OUTPUT	OUTPUT INDICATOR	ANNUAL TARGET	YTD TARGET	YTD ACHIEVEMENT	QUARTER 2 TARGET	QUARTER 2 ACHIEVEMENT	REASON FOR VARIANCE
								<i>of October and November in trying to meet the target as we were highly affected by covid 19 challenges. We also developed a catch-up plan with all Centres for training which have been approved by regional managers in trying to meet the target by end of quarter 3.</i>
		Number of jobs created and sustained through supporting entrepreneurs and enterprises	5000	2500	2561 Grant – 1438 Relief Fund – 55 Voucher - 892 MKL - 176	1250	1156 Grant – 936 Relief Fund -10 Voucher - 116 MKL – 176	Target met and exceeded

1.4.2 Sub-Programme 2: Decent Employment through Job Programme

Purpose of Sub Programme: To facilitate and provide employment opportunities for young people, geared at increasing sustainable livelihoods.

Outcomes, outputs, output indicators and targets

OUTCOME	OUTPUT	OUTPUT INDICATOR	ANNUAL TARGET	YTD TARGET	YTD ACHIEVEMENT	QUARTER 2 TARGET	QUARTER 2 ACHIEVEMENT	REASON FOR VARIANCE
Increased number of young people entering the job market trained	Young people trained to participate in the economy and enter the job market	Participate on the National Pathway Management Network to facilitate youth job placement opportunities	Pathway Management Analytical Report produced on job placement opportunities facilitated	N/A	N/A	N/A	Manager appointed and	Target set for end of Financial Year, March 2022
		Number of young people capacitated with skills to enter the job market	50 000	25 000	15 061 Life Skills: 9685 Job Preparedness: 5376	15 000	6178 Life Skills: 4271 Job Preparedness: 6178	Target not met <i>Covid-19 continues to impact in person training.</i> <u>Remedial Action</u> <i>We have developed a catch-up plan with all Centres for training which have been approved by regional managers in trying to meet the target by end of quarter 3</i>

1.4.2 Sub-Programme 2: National Youth Service

Purpose of Sub Programme: To facilitate the effective and efficient implementation of National Youth Service Programme across all sectors of society

Outcomes, outputs, output indicators and targets

OUTCOME	OUTPUT	OUTPUT INDICATOR	ANNUAL TARGET	YTD TARGET	YTD ACHIEVEMENT	QUARTER 2 TARGET	QUARTER 2 ACHIEVEMENT	REASON FOR VARIANCE
Increased co-ordination and implementation of NYS programmes across all sectors of society	Increase number of young people participating in National Youth Service (NYS) programmes across all sectors of society	Number of organizations and departments lobbied to implement NYS	40 organizations and departments lobbied to implement NYS	20	18	10	8	<p><i>Target was not met due to covid-19 challenges as it was difficult for stakeholders to commit in partnerships.</i></p> <p><u>Remedial Action</u></p> <p><i>The structures put in place now for better coordination of NYS should assist us with ensuring that our partners comply with returnable documents as</i></p>

OUTCOME	OUTPUT	OUTPUT INDICATOR	ANNUAL TARGET	YTD TARGET	YTD ACHIEVEMENT	QUARTER 2 TARGET	QUARTER 2 ACHIEVEMENT	REASON FOR VARIANCE
								<i>expected. We will be having summits across the country that with multiple stakeholders that should help us meet and exceed the target.</i>
		Produce Annual Report on the National Youth Service program	Produce an Annual report on the National Youth Service program	N/A	Collection of Data from NYS Implementers	N/A	Collection of Data from NYS Implementers. Already met NARYSEC, EPWP	Target set for end of Financial Year, March 2022
		Number of young people participating in NYS Expanded Volunteer Projects	10 000	5000	8342	2500	4675	Target met and exceeded due to greater interest from partners in government and civil society and partnership with IEC on voter registration.

1.5 PROGRAMME 3: INTEGRATED YOUTH DEVELOPMENT

PURPOSE OF THE PROGRAMME: Focuses on fostering mainstreamed, evidence based, integrated, and result oriented youth development.

Outcomes, outputs, output indicators and targets

OUTCOME	OUTPUT	OUTPUT INDICATOR	ANNUAL TARGET	YTD TARGET	YTD ACHIEVEMENT	QUARTER 2 TARGET	QUARTER 2 ACHIEVEMENT	REASON FOR VARIANCE
To produce research and policy which influences change on youth sector and build sustainable relationships	Youth-centric research reports developed	Number of impact programme evaluations conducted	2	N/A	Service providers have been appointed. Evaluation on TYPP and Grants in progress and will be finalised in Quarter 3	N/A	Service providers have been appointed. Literature review, face to face interviews, steering committee. Incepting by end of the week Evaluation on TYPP and Grants in progress and will be finalised in Quarter 3	Target set for end of Quarter 3
		Produce Annual Report on Integrated Youth Development Strategy	Produce Annual Report on Integrated Youth Development Strategy	N/A	N/A	N/A	The IYDS is going through clusters however a forum is scheduled for December where the first report will be delivered to the youth sector.	Target set for end of the Financial Year, March 2022
		Number of youth status outlook reports produced	3 Youth Status Outlook reports produced	1	1	1	1	Target met
		Develop discussion document on youth development in the country	Developed a discussion document on youth development in the country	N/A	N/A	N/A	Coordinating framework is being developed Engaging CSIR on status of youth	Target set for end of the Financial Year, March 2022